

ICSA How-to Guide

Uploading DNA to 23mofang

International Child Search Alliance

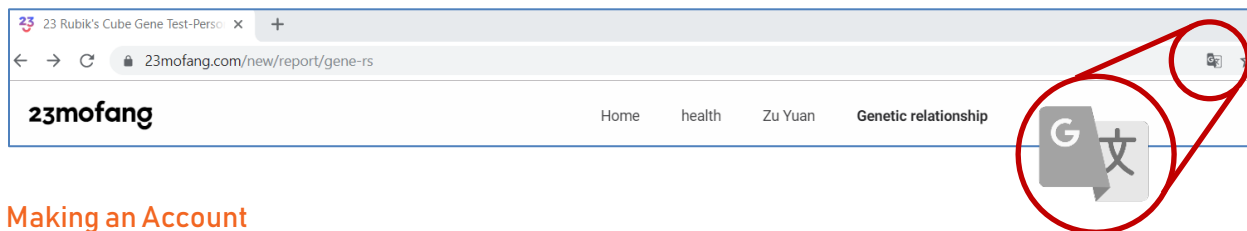


23mofang is the largest direct-to-consumer genetics testing company in China, with over 700,000 people in their database (2019). They only sell test kits in China, but it's now possible to upload your 23andMe or AncestryDNA results to 23mofang, free of charge. You will need a mobile number to register your account.

Instructions

Use Google chrome to open the website <https://www.23mofang.com/>

The website will translate into English. Sometimes you need to switch back to Chinese, or some options don't work. Use this icon for switching back and forth between Chinese and English.



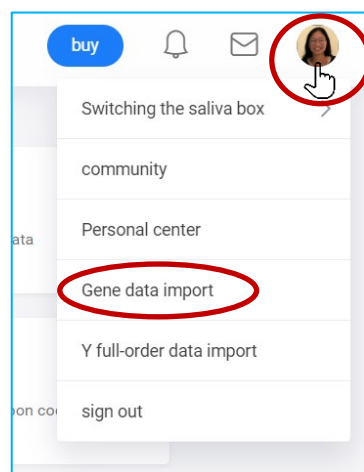
Making an Account

- Choose *Register*
- Switch back to Chinese and choose your country code. These are listed in order by the pinyin spelling for your country:
 - US code under M
 - Netherlands under H
 - England under Y
- When you select country code, it may not show your selected code on the screen if you are in translated mode, but it will still work.
- Fill in your mobile number and click on *Send verification code*
- There might be a captcha to complete first by clicking three characters in the right order. When you miss two attempts, there will be a puzzle piece to drag into place. Make sure you're in Chinese mode for the captcha so you can match symbols... Or wait for the puzzle.
- You will receive an SMS with the verification code on your mobile.
- Type in the code and click on *Register*
- Set name of the account (English is ok)



Uploading the DNA Zip File

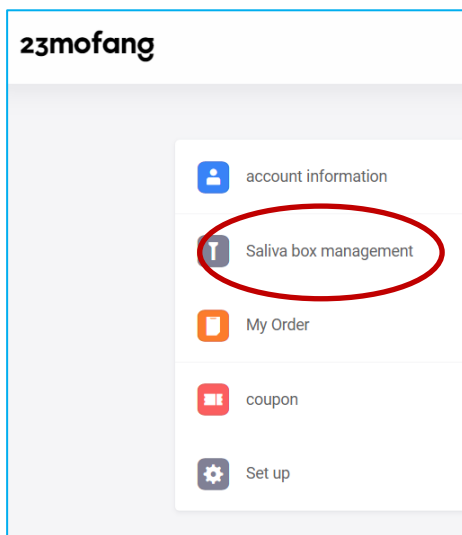
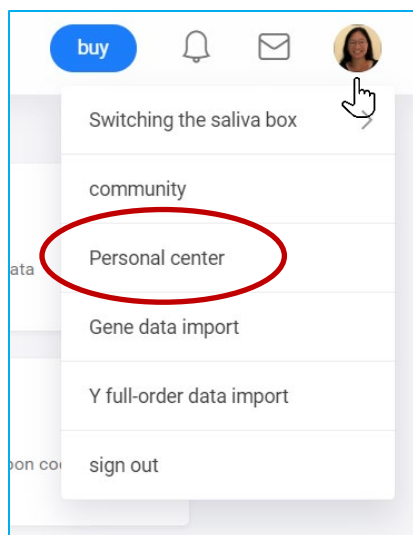
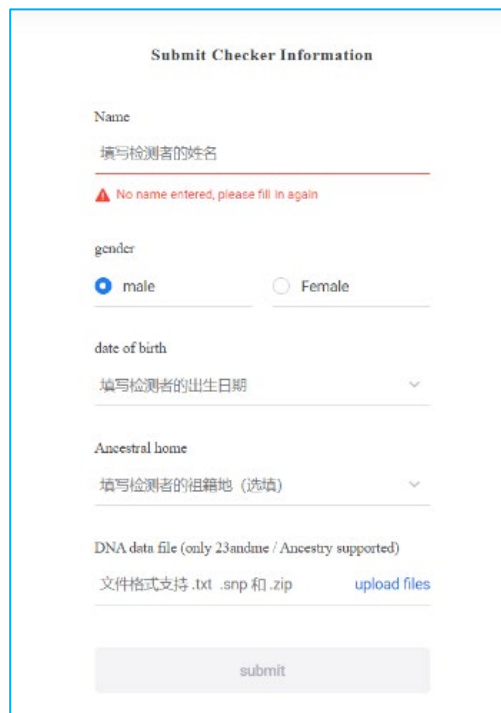
- Make a copy of your 23andMe or AncestryDNA zip file and rename the copy using Chinese characters. The file needs to be on your computer and not on a USB stick.
- Move your mouse to the round icon upper right corner. A pull-down menu will appear
- Choose *Gene data import*



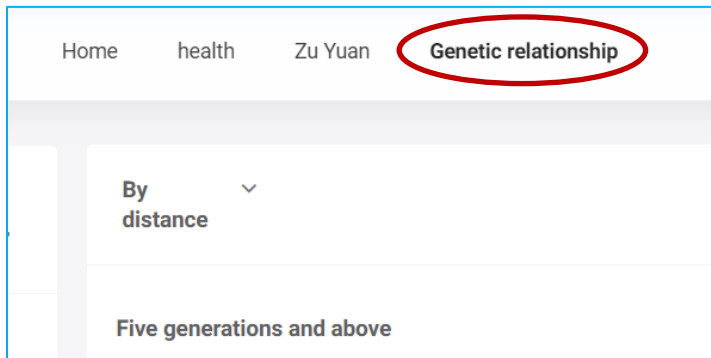
- Fill in name in Chinese characters
- Choose male or female
- For birth date switch back to Chinese and select year/month/date
- Select province/county/city. You might need to switch between Chinese and English in order to read and choose.
- Click upload files and select the zip file in Chinese characters on your computer.
- Click *Submit*

Sometimes the uploading goes smoothly, and sometimes you need to try several times.

You can find your uploaded file within 1 or 2 days by checking *Personal Center* and then in the option *Saliva box management*



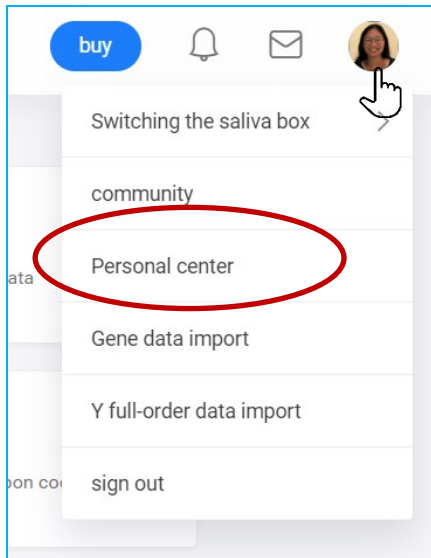
Processing of the DNA will take a few days. When it's done you can check the option *Genetic relationship* for matches.



Setting up a Password

- Go to the Personal Center
- Choose *Setup*
- Choose *Change password*
- You will need to confirm with a verification code sent by SMS

You can now login with mobile number and your password
You might need to pass the captcha before login in



The International Child Search Alliance works to raise awareness in China that international adoptees are searching and to encourage Chinese birth parents to do DNA testing. If you would like to be on a group province poster, please join the Facebook group Baby Home (facebook.com/groups/275651082969132) and look in the files section for the ICSA QR codes Poster Owners pdf.

